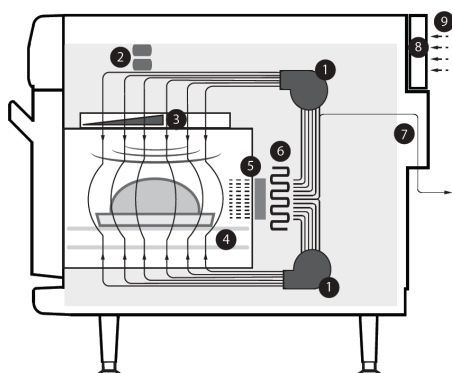




#### Performance

Utilising TurboChef's patented technology to rapidly cook food without compromising quality, the Sota Touch™ provides superior cooking performance while requiring less space and consuming less energy.



1. Blower Motors
2. Microwave System
3. Stirred Impinged Air (Top) and Microwave
4. Impinged Air (Bottom)
5. Catalytic Converter
6. Impingement Heater
7. Vent Tube Catalyst
8. Air Filter
9. Inlet Air for Cooling Electronic Components

# Sota Touch™

## Speed cooking

### Features

- 7-Inch capacitive touch screen with tempered glass cover
- Independently controlled dual motors for vertically-recirculated air impingement
- Top-launched microwave system
- Stirrer to help ensure even distribution of air and microwave
- Integral recirculating catalytic converter for UL listed ventless operation\*
- External air filtration
- Vent catalyst to further limit emissions and odours
- LED timer counts down last 30 seconds of cook time
- Smart menu system capable of storing up to 256 recipes
- Programmable via USB, smartcard or manual entry
- Flash firmware updates via USB
- Ethernet & Wi-Fi compatible (additional costs apply)
- Single or dual-temperature interface
- Self-diagnostics for monitoring oven components and performance
- Includes plug and cord - 1.5m long
- Warranty - 1 year parts and labour

### Exterior construction

- Powder coated, corrosion-resistant steel outer wrap and door
- Die-cast aluminium front panels with matte-chrome accents
- Cool-to-touch exterior; all surfaces below 50°C
- Ergonomic matte-chrome door handle
- 4-inch adjustable legs

### Interior construction

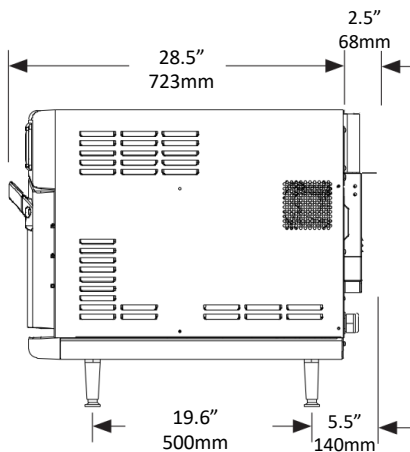
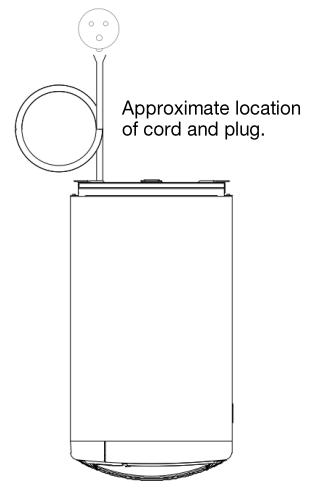
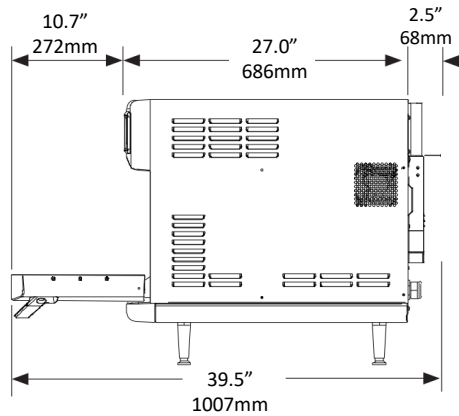
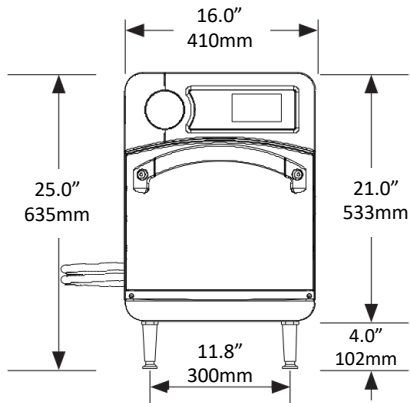
- 201/304 stainless steel
- Fully welded and insulated cook chamber
- Removable rack and lower jet plate

### Standard accessories supplied with oven

- 1 Aluminium paddle
- 2 Solid aluminium trays (i1-9496)
- 1 Bottle oven cleaner
- 1 Bottle oven guard

\*Vent-less certification is for all food items except for foods classified as "fatty raw proteins". Such foods include bone-in, skin-on chicken, raw hamburger meat, raw bacon, raw sausages, steaks etc. If cooking these types of foods, it is the customers responsibility to contact their local authorities to ensure compliance with ventilation requirements.

# Söta Touch™ *Speed cooking*



**Please Note:** Minimum counter depth of **650mm** is required to accommodate the legs. The oven will over hang by approximately 180mm.

| DIMENSIONS   |            |             |
|--|------------|-------------|
| <b>Single units</b>  |            |             |
| Height   | 25.0"      | 635 mm      |
| Width  | 16.0"      | 406 mm      |
| Depth  | 29.8"      | 757 mm      |
| Weight   | 170 lbs.   | 77.1 Kg     |
| <b>Cook chamber</b>  |            |             |
| Height   | 7.2"       | 183 mm      |
| Width  | 12.5"      | 317 mm      |
| Depth  | 10.5"      | 266 mm      |
| Volume   | 0.54 cu.ft | 15.4 litres |
| <b>Wall air clearance*</b><br>(Oven not intended for built-in installations) |            |             |
| Top  | 5"         | 127 mm      |
| Sides  | 2"         | 51 mm       |

\*Ovens installed in enclosed areas with limited or no access may invalidate the warranty.

| ELECTRICAL SPECIFICATION - SINGLE PHASE        |                               |
|--|-------------------------------|
| <b>TurboChef Söta Touch<br/>i1-9500-401-UK</b> |                               |
| Voltage  | 230 VAC                       |
| Frequency                                      | 50 Hz                         |
| Circuit breaker                                | 32amp - D-rated               |
| Plug/socket                                    | IEC 309, 32 amp 3 -pin socket |
| Max input                                      | 6200 watts                    |

| ELECTRICAL SPECIFICATION - THREE PHASE         |                               |
|--|-------------------------------|
| <b>TurboChef Söta Touch<br/>i1-9500-403-EW</b> |                               |
| Voltage  | 380 - 415 VAC                 |
| Frequency                                      | 50 Hz                         |
| Circuit breaker                                | 20amp - D-rated               |
| Plug/socket                                    | IEC 309, 32 amp 5 -pin socket |
| Max input                                      | 6200 watts                    |

A type D circuit breaker is required for **ALL** TurboChef installations.



Continuing research results in steady improvements; therefore, these specifications are subject to change without notice.

February 2019



**Taylor UK**  
106 Claydon Business Park, Ipswich, Suffolk, IP6 0NL  
Tel: +44 (0) 1473 350046  
Fax: +44 (0) 1473 350001  
[www.taylor-company.co.uk](http://www.taylor-company.co.uk)  
[sales@taylor-company.co.uk](mailto:sales@taylor-company.co.uk)