

LA CIMBALI S15

LA CIMBALI

Bean-to-cup coffee machine up to 150 cups per day



La Cimbali S15 CS10



La Cimbali S15 CS10



Vitro Counter Fridge



Vitro Under-Counter Fridge

ITEM No. _____

Model options:

Semi-Automatic *'Barista-Serve'*

S15 CP10 (Manual Steam Wand)

S15 CS10 (Manual Steam Wand + Hot Chocolate)

Fully-Automatic *'Self-Serve'*

S15 CP11

S15 CS11 (Hot Chocolate)

(Fully automatic machines are without steam wand)

Milk fridge options:

VITRO COUNTER TOP (2x 4 pint)

VITRO UNDER-COUNTER (4x 4 pint)

(Milk fridge requires separate power supply)

Standard equipment:

PSSR safety certificate

Starter pack cleaning chemicals

Optional extras:

Water filter kit

Features:

La Cimbali knows just how important every drink is for you and your customers. That is why the S15 is designed to produce a wide and varied range to satisfy every palate, always with maximum quality guaranteed.

- **7-inch touch-screen** display allows you to see different options on the drinks menu (pre-selection and Group Mode) and to customise images displayed by the machine (such as screen savers and during beverage dispensing). You can also assist the customer when choosing their drink with video clips and animations. It is all very simple and intuitive.
- **Manual steam wand** (Semi-Automatic ONLY) allows the operator to prepare specialist milks and drinks, separate to the automatic milk functions.
- **AWS automatic washing system.** The daily washing cycles are automatically managed by the AWS system. This innovative system provides thorough, efficient cleaning, ensuring maximum hygiene with just one touch.
- **Hoppers and solubles** - Dual 650g bean hopper and built-in soluble chocolate system. The S15 guarantees optimal soluble delivery, offering just the "heart" of chocolate. (Chocolate only available on CS models)
- **Integrated bi-directional Wi-Fi system** - You can remotely communicate with the S15 via the integrated bidirectional Wi-Fi system, which makes updating software, setting recipes and customising background images simple and intuitive. (requires Wi-Fi connection at point of installation)



Taylor UK
Catering Equipment Specialists

Taylor UK (a division of HTG Trading Ltd)

106 Claydon Business Park, Gt. Blakenham,
Ipswich, Suffolk, IP6 0NL, United Kingdom

0800 838 896 - sales@taylor-company.co.uk

www.taylor-company.co.uk

Due to continual research and development, these specifications are subject to change without notification.

June 2021

LA CIMBALI S15 - Bean-to-cup coffee machine up to 150 cups per day

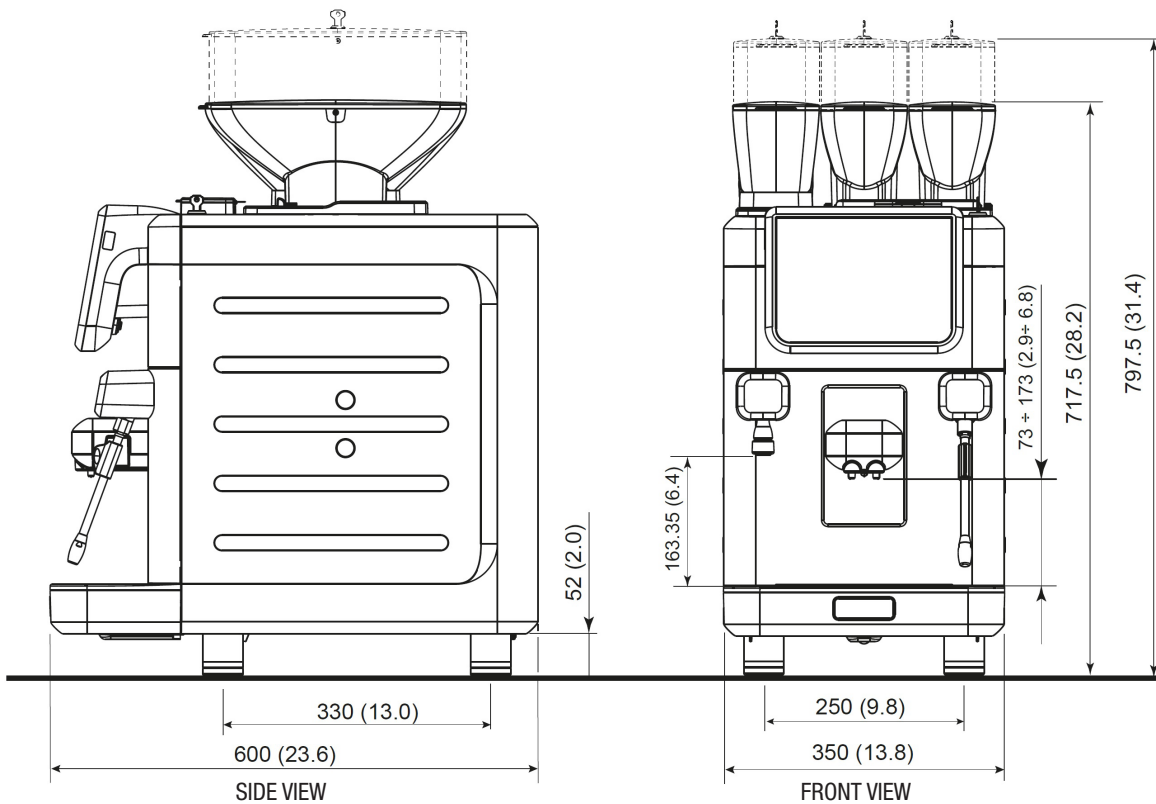
LA CIMBALI S15


LA CIMBALI

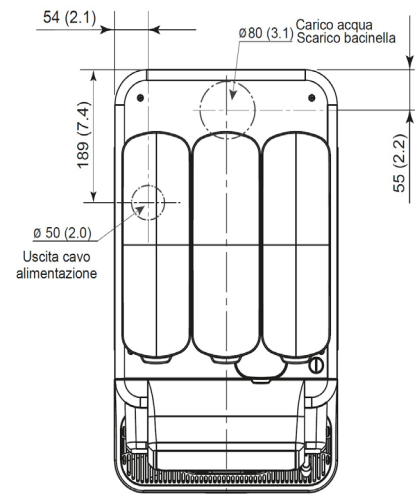
Bean-to-cup coffee machine up to 150 cups per day

ITEM No. _____

Section view - dimensions in mm (inches):



LA CIMBALI S15	S15 CP10	S15 CS10	S15 CP11	S15 CS11
	Semi-Automatic - 'Barista Serve'		Fully Automatic - 'Self Serve'	
External dimensions (WxDxH)	350 x 600 x 718 mm			
Net weight	49 Kg (without milk fridge)			
Hot water / No. of selections	YES / 2			
Steam wand	YES - manual	YES - manual	NO	NO
Internal milk pump	YES (position of milk fridge, left side or below, must be specified at point of order)			
Coffee hoppers - No. / capacity	2 / 0.65 Kg ea			
Soluble chocolate hopper / capacity	NO	YES / 1.5 Kg	NO	YES / 1.5 Kg
Boiler - No. / capacity	1 / 2.0 litre			
Heat exchanger capacity	0.23 litre			
Grinders	2 (manual adjustment)			
Connectivity	Bi-directional Wi-Fi + USB			
Water / waste connection*	2 Bar potable water (3/4" BSP shut off) / downpipe with U-bend (1-3/4")			
Voltage	230v / 50Hz / 1Ph			
Installed power	3,000 W			
Circuit breaker/fuse	13 amp			
Power socket	13 amp (1P+N+E) 			
The external milk fridge requires it's own independent power supply (13amp plug socket - 5amp)				



CUT-OUT POSITIONS

PLEASE NOTE: All counter cut-outs and utilities must be made and installed by the customer prior to delivery and installation.

*ALL La Cimbali coffee machines require a 2 Bar potable water supply (fitted with a suitable water filtration device) terminating in a 3/4" BSP shut-off valve and 1-3/4" waste downpipe with U-bend. Water and waste utilities must be located directly beneath the final position of the coffee machine.

Failure to have suitable utilities and counter cut-outs in place at point of installation may result in an aborted installation and will be chargeable.

LA CIMBALI S15 - Bean-to-cup coffee machine up to 150 cups per day



Taylor UK
Catering Equipment Specialists

Taylor UK (a division of HTG Trading Ltd)
 106 Claydon Business Park, Gt. Blakenham,
 Ipswich, Suffolk, IP6 0NL, United Kingdom
 0800 838 896 - sales@taylor-company.co.uk
 www.taylor-company.co.uk

Due to continual research and development, these specifications are subject to change without notification.