

THE RIGHT FIT. THE NEW JOKER.




LITTLE SPACE - BIG IDEA?

Respect! It takes a lot of courage to put a concept into action. You get it done. In your head, there is room for a thousand ideas. This is not the case when looking at the available space in your shop. No problem, you know the solution: the new JOKER. As big as your task. As individual as you. The right fit!

OVERVIEW MODULES

01 CAVITY



JOKER 6-23

JOKER 6-43

JOKER 6-11

02 POSITION OF CONTROL




Left

Top

Right

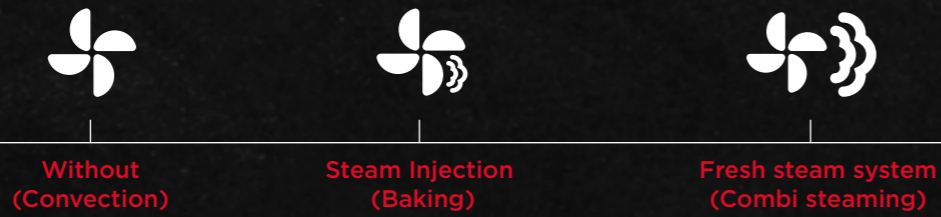
03 CONTROL MODULE



MT

ST

04 WATER MODULE



Without
(Convection)

Steam Injection
(Baking)

Fresh steam system
(Combi steaming)

04.1 WATER TANK MODULE



Water tank for steam injection

Water tank for fresh steam system

05 CLEANING MODULE

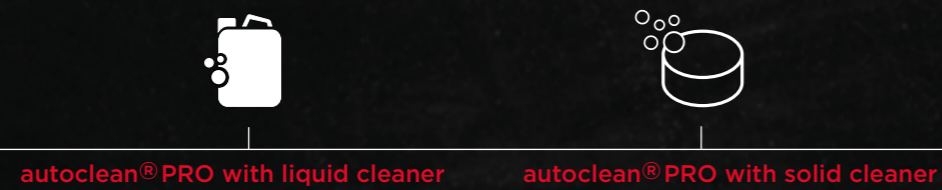


Without

autoclean® PRO

Hand shower

05.1 CLEANER



autoclean® PRO with liquid cleaner

autoclean® PRO with solid cleaner

06 DESIGN MODULE



Back cover

Storage

Colour



BIG IS BEAUTIFUL? SMALL IS SMART!



CAVITY SIZES

	JOKER 6-23	JOKER 6-43	JOKER 6-11
» Internal dimension in total			
W / D / H in mm	440 / 440 / 400	440 / 570 / 400	440 / 620 / 400
» Internal dimension up to air baffle			
W / D / H in mm	440 / 370 / 400	440 / 500 / 400	440 / 550 / 400
» Volume	0,065 m ³	0,088 m ³	0,096 m ³
» Capacity			
Standard hanging rack	5 + 1 levels 2/3 GN at 67 mm distance	4 + 1 levels BN 43 at 84 mm distance	5 + 1 levels 1/1 GN at 67 mm distance
Tray size	325 mm x 354 mm	350 mm x 440 mm	325 mm x 530 mm
Examples max. capacity*			
Bread rolls	45 pieces à 70 - 85 gram	48 pieces à 70 - 85 gram	60 pieces à 70 - 85 gram
Croissants	24 pieces à 70 gram	36 pieces à 70 gram	32 pieces à 70 gram
Potatoes	15 kilogramm	16 kilogram	20 kilogram
Roast	14 kilogramm	14 kilogram	21 kilogram
Whole chicken	6 pieces à 1.100 gram	8 pieces à 1.100 gram	12 pieces à 1.100 gram

The one who's got what it takes wins the game. And with a width of only 52 cm the new JOKER has got a lot to offer! No matter the configuration. Whether as 6-23, 6-11 or 6-43. In its own way and for your requirements, the new JOKER is always the greatest.




* depending on the hanging rack. Cooking: 5+1 levels at 67 mm distance, Baking: 4+1 levels at 84 mm distance; different hanging racks available according to the application.



DIMENSIONS

	JOKER 6-23	JOKER 6-43	JOKER 6-11
» External dimension			
W / D / H in mm			
Control left	650 / 625 / 560	650 / 755 / 560	650 / 805 / 560
Control on top	520 / 625 / 693	520 / 755 / 693	520 / 805 / 693
Control right	650 / 625 / 560	650 / 755 / 560	650 / 805 / 560

CONTROL MODULE - POSITION

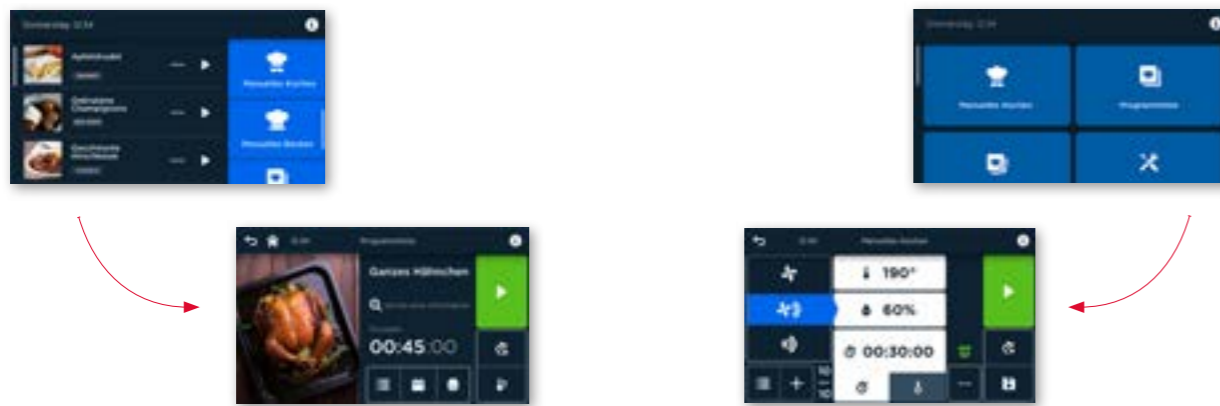
POSITION OF CONTROL & DOOR	
	On Top Right or left hinged door
	Left Right hinged door
	Right Left hinged door

Hey, pick your slice. Choose the best corner for the position of your control module. On top, left or right - everything is possible.

WHICH IS YOUR PREFERRED POSITION?

02





MULTIFUNCTIONAL, WITH SYSTEM!

REDUCED AND FOCUSED!

MT CONTROL

ST CONTROL

<p>» Description</p>	<p>Nobody likes long explanations. Introducing working with ease, systematically. New features help you to not only bake and cook, but to work with programmes and to plan your workflow. With the new MT-Technology you have your new JOKER and the work routine fully under control.</p>	<p>Focussing on manual cooking and baking. You make clear announcements and are a passionate craftsman, that's what the operating concept of the ST control is all about: getting it done!</p>
<p>» Features (extract)</p>	<ul style="list-style-type: none"> • Support with start-up settings • Weekly programming PRO • Multi Cooking / Multi Baking PRO • Multifunctionality (new functions) • Even more possibilities to individualize the operating concept - standardizing your operating sequences and workflows 	<ul style="list-style-type: none"> • Manual cooking / baking (depending on the choice of water module) • Programme list • Special programmes
<p>» Note</p>	<p>Depending on your choice of the position of the control module, the alignment is adjusted (horizontal / vertical).</p>	<p>Depending on your choice of the position of the control module, the alignment is adjusted (horizontal / vertical).</p>

You prefer the classic way, reduced to the essentials with the ST control, or the MT control based on a multifunctional approach with focus on process safety? It has to be right for you. If you cannot decide on the operating concept when buying the unit, start with the ST control and retrofit the MT control when needed.

SUIT YOURSELF!



WATER MODULE

	STEAM INJECTION	FRESH STEAM SYSTEM
» Description	Good baking results depend on the right approach! With the new JOKER you can define the steam injection exactly to the milliliter. A manual steam injection during operation is still possible at any time. For perfect shine and best evenness.	The objective: saving time, energy and water. The solution: the Eloma own fresh steam system. It generates steam directly in the cavity. Right when and just as much as needed. Ready to go within seconds whenever you want. The immediate change of operating modes is possible any time. Just as flexible as you are!
» Application example	Pastry in, steam off! No wasting of time allowed, so that bread and rolls rise nicely when baking and are deliciously crunchy.	Let the salmon smile. Cooked to the point, glassy appearance, juicy taste. Also sensitive products succeed perfectly in the fresh steam system.
» Water tank module	For all occasions where there is no fixed water supply, the JOKER is available with a water tank module. With an integrated fresh and waste water tank, there is no limit to flexibility. Filling levels of the water tanks are conveniently shown on the display, this guarantees intuitive handling and ease of use.	



The new JOKER can do it all. But does not have to. If needed, he gets along completely without water connection. If you run a bakery or a petrol station, the injection module should be your choice. It saves money and is a real powerhouse. More flexibility in the operation needed? Choose the JOKER as a combi steamer. The fresh steam system guarantees tender trouts and crispy roasts. The right fit, isn't it?

You need a
**convection
oven?**
Skip the water module!

HOT AIR OR
WITH FULL STEAM?



04

CLEANING MODULE

	AUTOCLEAN® PRO WITH LIQUID CLEANER	AUTOCLEAN® PRO WITH SOLID CLEANER	HAND SHOWER
» Description	Our fully automatic cleaning system autoclean® PRO stands out with minimum consumption of water, cleaning agents and energy. No waiting time, no manual steps necessary. Cleaning: go!	No space for canisters? We offer flexibility and a space-saving solution. That's what the JOKER is! Saving resources also applies here: with minimal consumption of water, detergents and energy.	Easy and effective: with the practical hand shower, you can quickly rinse out the cavity.
» Application example	Choose cleaning level - done. Or, with MT control, fully automate the process: define start or end time, or even use weekly programming PRO for a long term cleaning plan. Automatic door opening makes it perfect!	Simply place the tab(s) on the built-in outlet sieve, and off you go. Nothing else has to be put in or out.	Crumbs are all that's left in the cavity after a busy day in your shop, providing fresh baked goods from morning to evening. Hand shower at hand, rinse, wipe - and you are set for the next busy day.
» Note	You can also use our cleaner tabs at any time.	You don't need a finisher tab with every single cleaning cycle. But don't worry: the JOKER tells you when.	The JOKER supports you and gives you cleaning instructions via the screen.



Cleaning does not have to be complicated. For purists who prefer to do things themselves the practical hand shower will provide the right support. And for those who want it more comfortable autoclean®PRO is the right choice. Automatic cleaning or cleaning yourself - it's your decision.

* autoclean® PRO compared with autoclean®

Up to 32% savings with the new circulation system!*

SPOTLESS BEHAVIOUR?





DESIGN MODULE

STORAGE

Shortage of space - make the most of it by using also the top of the unit. With the storage module, nothing will slide or fall down. Obviously, this only works with the control module on the side.

Every centimeter counts.

BACK COVER

The JOKER can turn its back. Choose the back cover, use it as a promotional space, for example by including your own logo. Provide the right message to your customers.

The choice is yours!

COLOUR

You want to show your colours? The JOKER can too, according to your taste - it does not need to clash. Make it yours by giving it a paintwork.

> RAL 5002, RAL 7016,
RAL 3001, RAL 9004, RAL 6005



PUTTING IN AN APPEARANCE!

06



As the saying goes: You eat with your eyes first. This is not only true for the dish itself, but also for the kitchen and the bar. Make your JOKER an eye-catcher. A nice railing for the storage or a back cover with your logo. The JOKER will be the right fit.

... AT THE END, YOU WILL SAY: THE RIGHT FIT!

You won't be persuaded to buy a JOKER. The JOKER will convince. Because you get what you really need. And he will fulfill every wish. That's exactly your scene. No more and no less.

MODULARITY

Whether it's a basic version or a complex all-rounder - you can configure the JOKER to make it your right fit. Control module, fresh steam system, cleaning system - the choice is yours.

CAPACITY

The new JOKER is pure efficiency in its footprint / cavity volume ratio. Maximum use of space with minimum external dimensions. With a cavity of 44 cm width and 40 cm height, the JOKER offers you plenty of space for baking and cooking - and is also absolutely stylish.

FLEXIBILITY

Maximum performance with minimum effort, as well as ease of use. You know exactly the best position to control your JOKER. So just configure it like that.

DESIGN

If there is such a thing as the art of omission, we have perfected it with the JOKER. Form follows function. Clear edge. Confident style. And enough room for your individual touch.



THE MODELS. ONE IS YOURS.

Highest efficiency in the smallest space - that's how it works with the new JOKER. And he keeps his promises. Every time. The cavity is the same width and height on all three JOKER models. Based on this, you can configure your JOKER individually. That's what we call a product family!



JOKER 6-23

Connected load	3,6 kW	5,9 kW
Protection	1 x 16 Amp	3 x 10 Amp
Voltage	230 V 1N AC	400 V 3N AC
W/ D / H in mm		
Control on side	650 / 625 / 560	
Control on top	520 / 625 / 693	

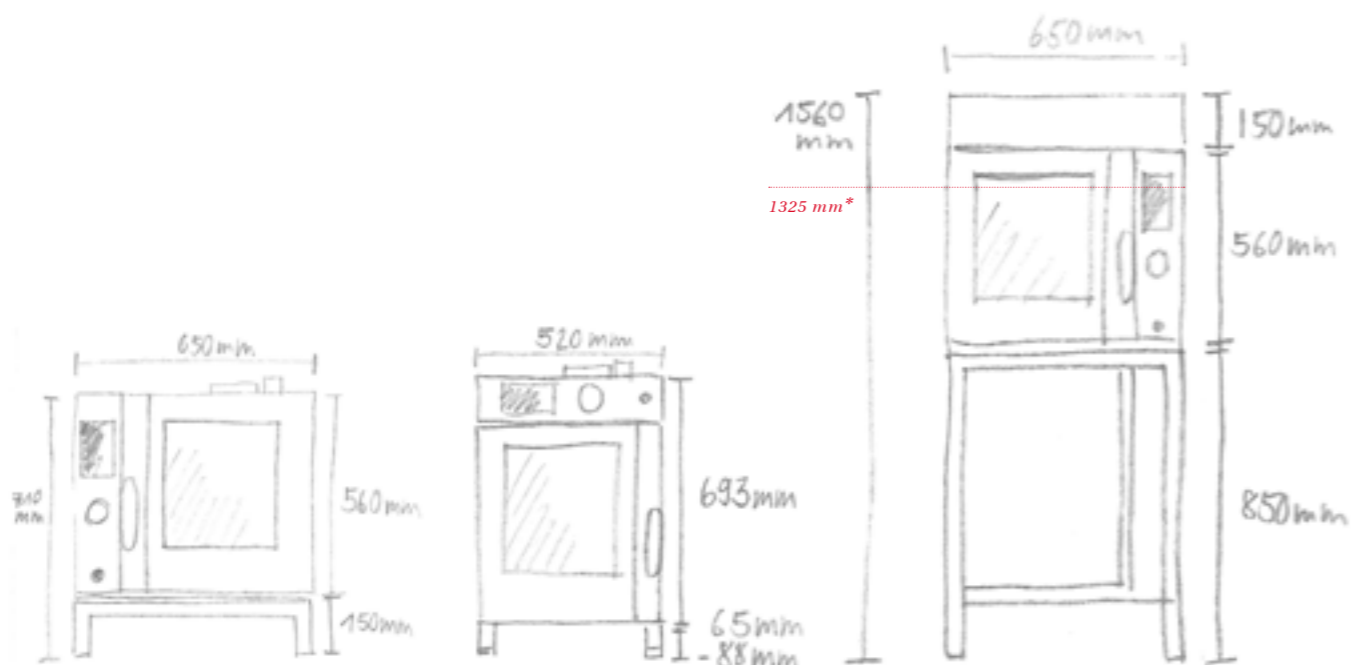
Water tank module

Connected load	3,6 kW	5,9 kW
Protection	1 x 16 Amp	3 x 10 Amp
Voltage	230 V 1N AC	400 V 3N AC
W/ D / H in mm		
Control on side	650 / 625 / 672	
Control on top	520 / 625 / 805	

Volumetric capacity

Fresh water tank	6,5 l
Waster water tank	5 l

Hinweis: Korpustiefe inkl. Tür



JOKER with control on the side on 150mm stand.

JOKER with control on top with height adjustable feet (65-88mm).

JOKER with control on the side and KH1 with 850mm stand.



JOKER 6-43

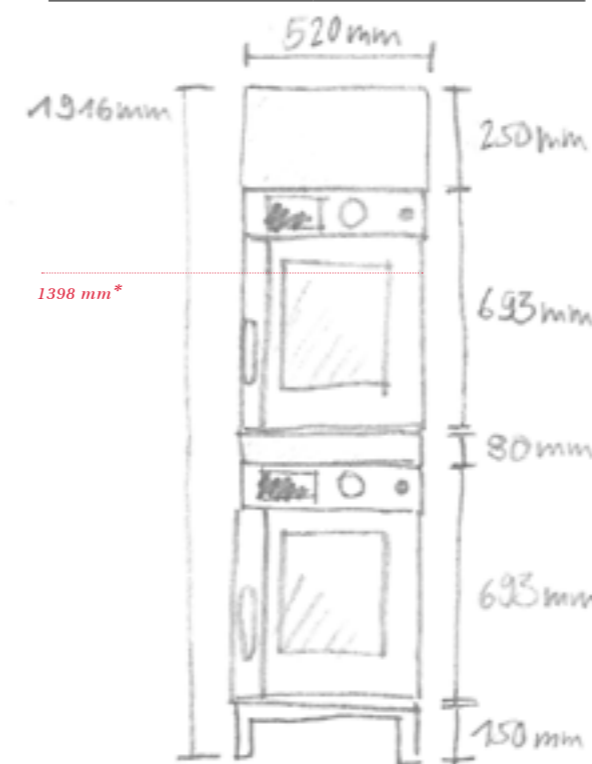
Connected load	7,8 kW
Protection	3 x 16 Amp
Voltage	400 V 3N AC
W/ D / H in mm	
Control on side	650 / 755 / 560
Control on top	520 / 755 / 693

Water tank module

Connected load	7,8 kW
Protection	3 x 16 Amp
Voltage	400 V 3N AC
W/ D / H in mm	
Control on side	650 / 755 / 672
Control on top	520 / 755 / 805

Volumetric capacity

Fresh water tank	6,5 l
Waster water tank	5 l



CombiMix-Station with JOKER and control on top with KH1 on 150mm stand.



JOKER 6-11

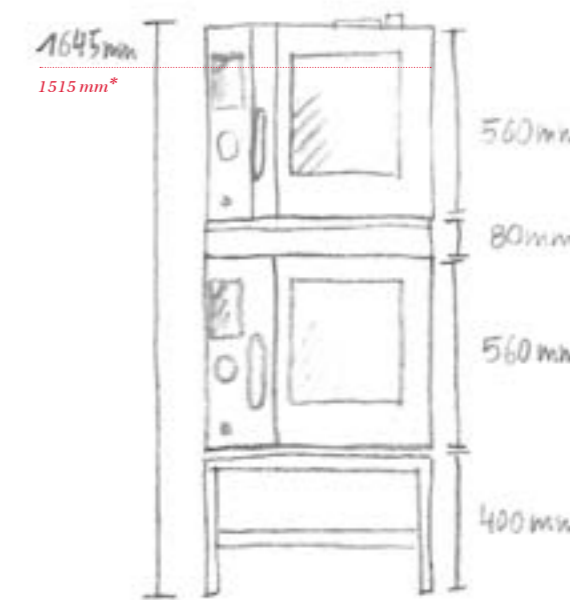
Connected load	7,8 kW
Protection	3 x 16 Amp
Voltage	400 V 3N AC
W/ D / H in mm	
Control on side	650 / 805 / 560
Control on top	520 / 805 / 693

Water tank module

Connected load	7,8 kW
Protection	3 x 16 Amp
Voltage	400 V 3N AC
W/ D / H in mm	
Control on side	650 / 805 / 672
Control on top	520 / 805 / 805

Volumetric capacity

Fresh water tank	6,5 l
Waster water tank	5 l



CombiMix-Station with JOKER and control on the side on 400mm stand.

EVERYTHING MATTERS!

07



ACCESSORIES (EXTRACT)

SUPPORT STANDS

We continue the modular approach. Configure the support stand of your new JOKER according to your needs: with or without levels, with or without bottom shelf.

> retrofit possible



MULTI-ECO-CONDENSATION HOOD

Condensation hood on - easy breeze! The moisture and vapors produced during cooking are condensed in the hood. This pleases the kitchen team as well as the guest. And by the way you conserve the environment.

> Looks good, right?



COMBIMIX-KITS

A clever move! The new compact class can easily be stacked to a power center. No protruding parts. Everything fits. The maximum recommended insertion height is maintained.

> For a comfortable working environment.



Built-in kit

A perfect fit when built in your kitchen cupboard. With the hood, you do not need to worry about exhaust air. The heavy duty pull-out rails will make your service technician smile: the JOKER 6-23 can be pulled out completely, so service and maintenance are an easy game.

> A practical solution!



The right fit. At Eloma we say: better is the enemy of good. That is why for the new JOKER we took every action to combine functionality and aesthetics. How does that work? With much attention to detail. Only if every little thing fits, the total package is right. And every additional component complements the whole thing in its own individual way. Are you familiar with that? Of course, it's your business concept.

YOUR STYLE: UNADAPTED?
THE RIGHT FIT.



GREAT MENU OFFERING. GREAT SERVICE.

It is one of Eloma's main objectives to never let our customers down. In case one of our units does not run smoothly, we will give our utmost to remedy the situation as quickly as we can. For this, we have built a world wide network of service partners, who will be fast and competent in their response.

In addition, our customers receive all the support they need to get the best out of their Eloma products. From the application hotline to technical training to the cookbook with recipes. Find what you are looking for - easy at www.eloma.com/service.

ELOMA FORUM

We like to pass on our knowledge. Our seminars are perfectly matched to end-users, dealers or service partners.

CONFIGURATOR

Configure your perfect unit with matching accessories in no time with the help of the online configurator.



PART FINDER

With Eloma, you don't search for spare-parts, you find them. They are right here in the part finder. Every item is registered, just choose and order it.

PRO CONNECT

The software solution for adapting images, descriptions and cooking/baking programmes to your requirements - with ease, using USB (via your computer) LAN or WLAN.

INFO 24

The entire Eloma product knowledge for you to download: drawings in 2D and 3D, brochures and the latest software version can all be found with a couple of clicks online. Info24 is now also available as an App.



Taylor UK

Taylor UK (a division of HTG Trading Ltd)
106 Claydon Business Park, Gt. Blakenham
Ipswich, Suffolk, IP6 0NL

0800 838 896

sales@taylor-company.co.uk

www.taylor-company.co.uk

THE RIGHT FIT. THE NEW JOKER.



Eloma GmbH • Otto-Hahn-Str. 10 • 82216 Maisach/Germany
T. +49 8141 395-0 • F. +49 8141 395-130 • sales@eloma.com
eloma.com

an Ali Group Company



The Spirit of Excellence